

Devices and Technical Requirements

for iOS and Android™ Apps

Requirements for Apple® Mobile Digital Devices

Supported Apple Mobile Devices

The table below shows which Apple mobile devices are compatible with the app, the app version available in App Store, and suggested minimum iOS versions:

Apple Device	Suggested Minimum iOS	Newest Version Available in App Store
iPhone® 6	iOS 8	Version 2.3
iPhone® 6 Plus	iOS 8	Version 2.3
iPhone® 5s	iOS 8	Version 2.3
iPhone 5c	iOS 8	Version 2.3
iPhone 5	iOS 8	Version 2.3
iPhone 4s	iOS 8	Version 2.3
iPhone 4	iOS 7.0.6	Version 2.2.3
iPhone 3GS	iOS 6.1.6	Version 2.2.3
iPad Air 2™	iOS 8	Version 2.3
iPad Air™	iOS 8	Version 2.3
iPad mini 3™	iOS 8	Version 2.3
iPad mini 2™	iOS 8	Version 2.3
iPad mini™	iOS 8	Version 2.3

iPad® (4th generation) iOS 8	iOS 8	Version 2.3
iPad (3rd generation)	iOS 8	Version 2.3
iPad 2	iOS 8	Version 2.3
iPod touch® (5th generation; 32-GB and 64-GB models only, not the 16-GB model)	iOS8	Version 2.3
iPod touch (4th generation)	iOS 7.0.6	Version 2.2.3

Apple Mobile Devices That Are Not Supported

The app is not compatible with these mobile devices:

- iPad 1 (because it has no camera)
- iPod Touch (3rd generation; because it has no camera)
- iPhone 3 (because it has no video camera)
- iPhone 3S (because it has no video camera)
- iPod Touch (5th generation 16-GB model, because it has no rear-facing camera)

Recommended iOS Versions for Apple Mobile Devices Running the App

We recommend using iOS 8.0 or newer on iPhone 4s or newer, iPad 2 or newer, iPad mini or newer, iPod touch (5th gen); iOS 7.0.6 or newer on iPhone 4; iOS6.1.6 on iPhone 3GS and iPod Touch (4th generation). Version 2.3 of the app requires iOS 8.0 or newer. If your device cannot run iOS 8.0 or newer, Version 2.2.3 of the app is available in the App StoreSM for devices that run iOS 6.x or iOS 7.x.

The Model of Your Apple Mobile Device

Here are the URLs of Web pages where you can find information to help you identify the model of your Apple mobile device:

- Identifying iPhone models: <http://support.apple.com/kb/HT3939>
- Identifying iPad models: <http://support.apple.com/kb/HT5452>
- Identifying iPod models: <http://support.apple.com/kb/HT1353>

Here are the model numbers of the Apple Mobile devices that are compatible with the app:

iPhone 6	iPhone 4s	iPad Mini	iPad 2
A1549	A1387	A1432	A1395
A1586	A1431	A1454	A1396
		A1455	A1397
iPhone 6 Plus	iPhone 4	iPad Air	
A1522	A1349	A1474	iPod Touch (4th Generation)
A1524	A1332	A1475	A1367
		A1476	
iPhone 5s	iPhone 3GS	iPad Air 2	iPod Touch (5th Generation 32-GB & 64-GB)
A1533	A1325	A1566	A1421
A1457	A1303	A1567	
A1453			
A1518	iPad Mini 3	iPad (4th Generation)	
A1528	A1599	A1458	
A1530	A1600	A1459	
		A1460	
iPhone 5c	iPad Mini 2		
A1532	A1489	iPad 3	
A1507	A1490	A1416	
A1456	A1491	A1430	
A1516		A1403	
A1526			

Requirements for Android™ Mobile Digital Devices

Supported Android Mobile Devices

The app is compatible with tablets and phones for Android 4.0 and newer. We recommend newer mobile devices that have front- and rear-facing cameras. Here is a list of Android mobile devices on which Teaching Strategies has tested the app:

Tested Android Phones

Samsung Galaxy S® 3
Samsung Galaxy S® 4

Tested Android Tablets

Samsung Galaxy Tab® 3
Kindle Fire HDX 8.9"
ASUS Transformer Pad
Nexus 7
Toshiba Excite™ 7

Android Mobile Devices That Are Not Supported

Android mobile devices running versions older than 4.0 are not compatible with the app. An Android mobile device that has no camera or video camera will not be compatible with the app.

Technical Information for All Mobile Devices

Using Multiple Mobile Devices With the App

You can download and use the app on each of your mobile devices. However, on the app's **Documents** screen, you will see only the documentation that you captured with that particular mobile device. Captured documentation is not shared across multiple mobile devices.

App Security

All documentation that you capture with the app is only accessible from within the app. Documentation is not accessible from any other feature or app on your mobile device. We recommend that you enable a passcode on your mobile device to further secure the data.

In the app and *Teaching Strategies GOLD*® online, we use industry-standard security measures, including Secure Sockets Layer (also known as “SSL”) encryption and firewalls. We use these measures to prevent unauthorized access, safeguard confidentiality, and ensure the correct use of the member data (including payment information) and student data you provide. For more on security and privacy, see the *Teaching Strategies GOLD*® online Privacy Policy at TeachingStrategies.com/Gold/teachers/privacyPolicy.cfm. (You must be logged in to *Teaching Strategies GOLD*® online to view this information.)

Connection to the Internet

You can use the app with either a wireless Internet connection or a cellular data service.

Using the App Without an Internet Connection

You must be connected to the Internet to log in to the app. However, once you are logged in, you can use the app anywhere, even if your mobile device is not connected to the Internet. Simply capture your documentation, and it will be saved inside the app. You can upload the documentation to *Teaching Strategies GOLD*® online when you have access to a wireless Internet connection or your cellular data service.

App Data Usage

Here are estimates for the amount of data used to upload different media types from the app to *Teaching Strategies GOLD*® online:

One photo: 0.1 MB

One 60-second video clip: 10 MB

One 60-second audio clip: 0.5 MB

NOTE: Data usage varies by mobile device. The examples above are averages and are only estimates. The actual amount of data used to upload these media types will vary. Generally, when you use a wireless Internet connection you are not using any data from your cellular data plan. To reduce cellular data usage, we recommend that you use a wireless Internet connection when uploading documentation to *Teaching Strategies GOLD*® online.

App Updates

We advise users subscribe to manual updates on both iOS and Android devices so they have the ability to upload all documentation before updating to new versions of the app.

iOS:




Any device running on iOS 7 or above will allow users to subscribe to automatic downloads for app updates. Manual updates is the default selection for all iOS devices. To check whether you have subscribed to manual or automatic updates, please follow these directions:

1. Open Settings.
2. Navigate to iTunes & App Store > Automatic Downloads.
3. If automatic downloads is on, select "Apps" to turn off automatic updates to apps.


Android:

Android devices will allow users to subscribe to automatic downloads for app updates. Automatic updates is the default selection for Android devices using the Google Play Store unless the user chooses to change to manual updates in the Settings section of the Google Play Store. Manual updates is the default selection for Android devices using the Amazon App Store. To check whether you have subscribed to manual or automatic updates, please follow these directions:

For Google Play Store:

1. Open the  Google Play Store app.
2. Touch the  Play Store icon > **My Apps** to view your downloaded apps. Apps with available updates are labeled "Update."
3. Select the app you want to update.
4. Touch  Menu > Check the box next to "Auto-update" (depending on your device, your Menu icon may look different).
 - When the **Auto-update** box is selected, the app will update automatically when updates are available.
 - To turn off automatic updates and manually approve updates, uncheck the box next to "Auto-update".

For Amazon App Store:

1. From the Home screen, tap **Apps**, then tap **Store**.
2. Tap the **Menu**  icon, and then tap **Settings**:
3. When automatic updates are enabled, Amazon Appstore will install new versions of your apps when you're connected to a wireless network. If you select the **Notify Me When Updates Are Installed** option, you'll see a notification whenever a new version of an app is successfully installed.

Note: Updates featuring new or changed permissions will not be automatically installed; you'll have the opportunity to review any new permission before installing the update.

Apple, App Store, iPad, iPad Air, iPad mini, iPhone, iPod touch, Mac OS, and Retina are trademarks of Apple Inc., registered in the U.S. and other countries.

Android and Nexus are trademarks of Google Inc.

Amazon, the Amazon logo, and Kindle Fire are trademarks of Amazon.com, Inc. or its affiliates