

> Back to **Develop** table of contents

Interrater Reliability Certification

Interrater reliability is an online certification process, now also available in Spanish, that gives you the opportunity to evaluate sample child portfolios and compare your ratings with those of Teaching Strategies' master raters.

It is important to use *GOLD*® reliably, both to scaffold children's learning and because your program administrator is likely to use your data in some way for reporting purposes. When you use assessment results to inform instructional decisions, accurate ratings enable you to choose effective teaching strategies. When you know you are using an assessment tool reliably, you can be confident about your classroom decisions. You know that you are interpreting evidence of children's development and learning in ways that enable you to plan for and respond appropriately to all of the children in your classroom.

Interrater Reliability Certification Process

Interrater Reliability Certification is a certification tool. It's not designed to train you, or evaluate you as a teacher. Its purpose is to support your ability to make accurate assessment decisions.

You will begin the Interrater Reliability Certification process by evaluating sample portfolios. The portfolios include enough evidence to rate each child's knowledge, skills, and abilities in six areas of development and learning: Social–Emotional, Physical, Cognitive, Language, Literacy, and Mathematics. The certification process populates in the order of the objectives, so Social-Emotional will appear first. We suggest starting with Mathematics or Physical and completing Social-Emotional last. The children whose portfolios you will evaluate have been attending their program for a while and have not had excessive absences, so you should not choose 'Not Observed' for any rating. If at least 80 percent of your Round 1 ratings agree with the master ratings in each area of development and learning, you will have earned certification. If not, you will be able to evaluate three more portfolios, concentrating on the areas in which you did not reach 80 percent agreement. If there are areas in which you do not reach 80 percent agreement during Round 2, you will be able to evaluate a third set of portfolios, focusing on those areas. You will be able to continue with additional rounds until you have reached agreement of at least 80 percent in each area. The number of rounds you may undertake is unlimited.

If you have difficulty passing in a particular area of development during the process, the best approach is to review that area in the Objectives for Development and Learning online professional development course. This will help you gain a deeper understanding and become more familiar with the progressions and indicator language. Also spend time observing that particular area in your classroom and review documentation with a colleague to build more competence in assessment decisions related to those objectives.

GOLD® is an authentic, ongoing, observation-based assessment system that relies heavily on your judgement as a teacher. The information you collect every day by observing children in the context of meaningful experiences makes this instrument robust and effective. After analyzing the evidence you gathered to document each child's knowledge, skills, and behaviors, you evaluate each child's progress. You identify each child's levels of development and learning at given points in time; track progress over time; and compare the child's knowledge, skills, and abilities with widely held expectations for children of the same age or class/grade. Your evaluations inform the decisions you make when planning learning experiences for individual children and for your group as a whole.

> Back to **Develop** table of contents

Certification Testing Agreement

The Interrater Reliability Certification test is to be taken only by the individual named in the Teaching Strategies account. As an examinee, you should neither solicit nor accept any assistance during the testing process. In order to take the test, you will be required to certify that 1) you are the individual who is registered to take the test and 2) you are completing the test without assistance from any source.

Preparing for Certification

Teaching Strategies recommends that you complete *GOLD*® implementation training before beginning the certification process. Teaching Strategies provides two forms of implementation training: an online course (available to all *GOLD*® users via My Courses in the **DEVELOP** tab) or a 2-day, in-person professional development session. Training sessions introduce participants to the structure of *GOLD*®, the objectives for development and learning, the assessment cycle, and evaluation of child portfolios. You can prepare for the certification test by reading *Objectives for Development & Learning, Birth Through Third Grade* or taking the Objectives for Development and Learning online professional development course (available to all *GOLD*® users via My Courses in the **DEVELOP** tab) to become more familiar with the 38 objectives, the dimensions, and the progressions of development and learning.

How long will the certification take to complete?

You may take as much time as you need to complete each round. There are no time limits. Your starting and completion dates for each round will be listed under the Results By Round section of interrater reliability in the Develop area. We suggest that you take time between rounds to review the objectives for development and learning in the areas in which you did not reach 80 percent agreement. This also is a good time to review the *GOLD*® Introduction course within My Courses.

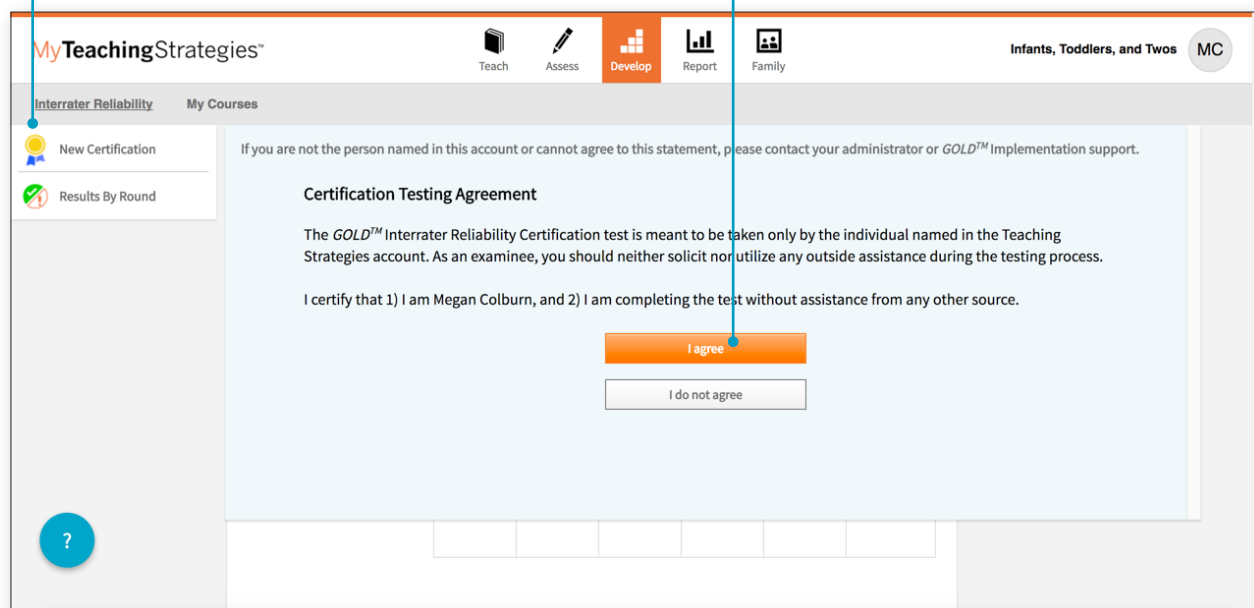
> Back to **Develop** table of contents

How to Complete the Test

Interrater Reliability Certification can be found in the **DEVELOP** area of MyTeachingStrategies®.

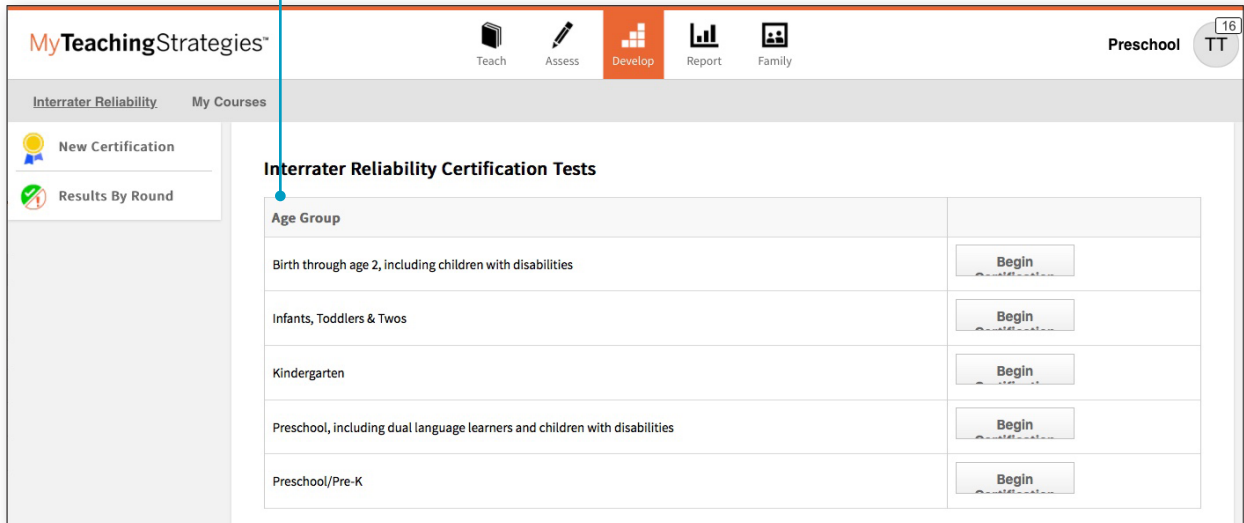
1 To begin, select **NEW CERTIFICATION** from the left-hand navigation.

2 At the bottom of the overview screen, you will be asked to read and agree to a verification statement. If you do not understand the statement for any reason, please consult with your administrator or send an e-mail to support@teachingstrategies.com for clarification.

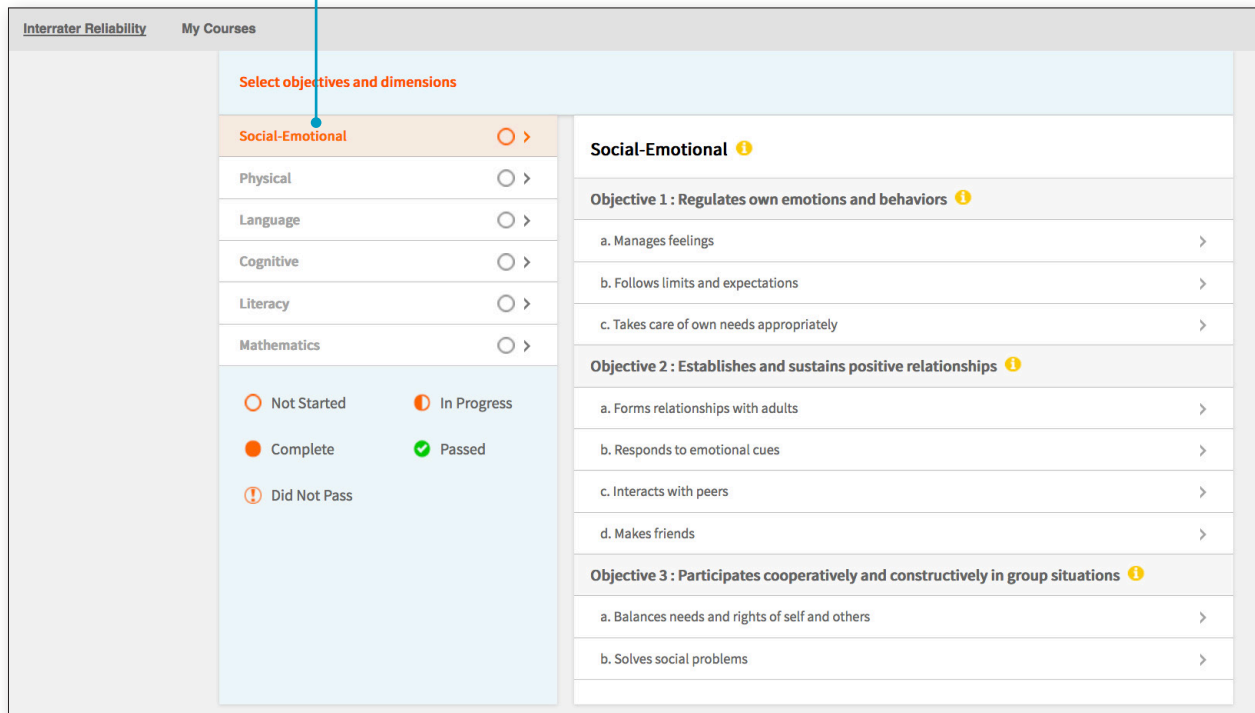


> Back to **Develop** table of contents

- Choose one of the following age groups as the focus for certification testing: Birth through age 2, including children with disabilities; Infants, Toddlers, & Twos; Kindergarten; Preschool, including dual language learners and children with disabilities; Preschool/Pre-K.



- Select the objective/dimension you would like to assess on. This screen mimics the same screen you will use when completing your checkpoints.



> Back to **Develop** table of contents

The Checkpoint screen presents a progression that shows an objective, a dimension, indicators, examples, and ranges of widely held expectations.

Click **SHOW EXAMPLES** on the left-hand side of the screen to see the examples for the progression.

Click **NEXT** to proceed to the next dimension and continue until you have completed all the dimensions in that area.

The screenshot displays the 'Develop' screen for 'Social-Emotional 1a. Manages feelings'. At the top, there are navigation tabs for 'Teach', 'Assess', 'Develop', 'Report', and 'Family'. The 'My Courses' sidebar on the left includes 'Hide Colored Bands' and 'Show Examples'. The main content area features a progression view with a grid of colored bands (red, yellow, green, blue, purple) across levels 2-7. Below the grid, there are two student examples: Armani and Kelcie, each with a date and a text description of their behavior. 'Next' and 'Save & Close' buttons are visible at the top right and bottom right of the main content area.

Review the documentation and choose a level.

You may stop at any time by clicking **SAVE & CLOSE** in the lower right-hand corner of your screen. You may leave the test, log out of your MyTeachingStrategies® account, and return to the certification screens at any time.

> Back to **Develop** table of contents

Viewing Results

You will be given an overall score for each area of development and learning. If you need to complete another round of evaluations for areas in which you did not achieve at least 80 percent agreement with the master ratings, you will be given suggestions for preparing for another round. Please note that the results screen shows a total agreement score for each round and area. To maintain the integrity of the certification, the results screen does not provide specific information about how each of your item ratings compared with each master rating.

Once you have achieved a passing score in all six areas of development and learning, you will receive access to a link that enables you to print a certificate of completion for your records. Your certification will be valid for 3 years from the date you passed the certification test. The results of your certification test will also be available to your administrator through MyTeachingStrategies®.

To view your results, select **RESULTS BY ROUND** from the left-hand navigation.

Interrater Reliability Certification

Select an area in the table below to complete Interrater Reliability By Class.

Current Round: 1
Product: Kindergarten

	Social-Emotional	Physical	Language	Cognitive	Literacy	Mathematics
Armani, Kindergarten	In Progress	Not Started	Not Started	Not Started	Not Started	Not Started
Kelcie, Kindergarten	In Progress	Not Started	Not Started	Not Started	Not Started	Not Started
Taina, Kindergarten	In Progress	Not Started	Not Started	Not Started	Not Started	Not Started

Key

- Not Started
- In Progress
- Complete
- ✓ Passed
- ⚠ Did Not Pass