



Learn more about our
Prekindergarten Solution



A TEA-selected
Texas Home Learning 3.0
Solution

Prekindergarten Learning Solution *for Texas*

by  Teaching Strategies®



Curriculum

Assessment

Professional Development

Family Partnerships

Built Upon the *Texas Prekindergarten Guidelines*

Inform every aspect of teaching

The Prekindergarten Learning Solution for Texas aligns directly to the *Texas Prekindergarten Guidelines*. Keeping these guidelines central to everything we do not only helps ensure that children are building the knowledge, skills, and abilities that they need to succeed, but also supports teachers in defining and understanding the path they take with the children in their classrooms, giving them confidence that they're focused on what matters most.

V.A.9., III.A.1., III.A.3., IX.B.1., IX.B.2.

The Creative Curriculum® for Texas: Intentional Teaching Experiences

M41 Toys and Games

Making Numerals

Objective 20
Uses number concepts and operations
c. Connects numerals with their quantities
Related Objectives: 7a, 8a, 9a, 9a.11a, 18a, 20a
V.A.9., III.A.1., III.A.3., IX.B.1., IX.B.2.

What You Do

Materials: counting book, such as *Keep Counting* by Caroline Grégoire; modeling dough or clay; numeral/quantity cards

- Introduce the book to the children.** As you read, invite the children to count the items mentioned in the book. Point out the numeral on each page, tracing it with your finger. Explain that it tells how many. Help the children make connections to the story by asking questions.
"How many eyes does the dog have? How many eyes do you have?"
"This puppy has one tail. Can you think of a body part that you have only one of?"
- After reading the book, have a child choose a card from the set of numeral/quantity cards. Show the card to the children. Name the numeral as you trace it with your finger. Call attention to the sets of dots at the bottom of the card. Remind the children that the numeral tells how many dots are on the card.**
"This is a 2. When we count the dots at the bottom, we see that we have one, two dots."
- Explain that you are going to use modeling dough to make a numeral. Demonstrate how to roll the dough into a long, slender shape. Place the dough along the numeral outline. Younger children can roll the dough along the table with an open hand, while older children can roll the dough between two open hands.**
- Talk about the features of the numeral, e.g., curved, straight, or diagonal lines, and the way in which it is formed.**
"A 4 has all straight lines. I'm going to use straight pieces of clay to trace the 4 on the card."
- Give each child enough dough to make numerals. Assist the children, as necessary.**
- Continue making dough numerals as long as the activity interests the children. Tell the children that the modeling dough and numeral cards will be in the Toys and Games area at choice time.**

English-Language Learners

- Invite English-language learners to count in their first languages and in English.
- Address children by name so they know they are being asked to participate.
- Teach all children to count in children's first languages.
- Provide counting books in children's first languages.

Including All Children

- Enlarge the numerals on the card or add textures to raise the numerals for the child to trace. For example, glue yarn or a pipe cleaner on a numeral card to make it easier to guide the clay.
- Allow children to stand at the table to roll the dough.
- Use large magnet numbers on an inclined board or light box. Space them apart to make them easy to pick up.
- Pair children of different skill levels to roll out the dough and to shape it.
- Roll the dough on a pastry sheet coated with a contrasting color.

Questions to Guide Your Observations

- Which numerals was the child able to recognize? (20c)
- In what ways did the child grasp and manipulate the dough to form numerals? (7a)
- How long was the child able to attend to this experience? (11a)
- Was the child able to count to the appropriate number? (20a)

Teaching Sequence

YELLOW	Help the child roll out a length of dough. Show him or her a card with a numeral from 1–3. Name the numeral and count the dots together as you put your finger on each dot. Help the child place the dough along the outline of the numeral. Talk about its shape. "This is a 3. It has a curved line. Here we see one, two, three dots on the card. Let's see if we can use our dough to cover the curved line."
GREEN	Use cards 1–5, and let the child choose a card to count and trace. Invite him to form the dough along the outline of the numeral on the card. "You're right, that numeral is 5. It has two straight lines and a curved line. Can you count the dots on the card?" "How will you use your dough to trace the numeral?"
GREEN	Introduce two numeral–quantity cards using cards 1–5, e.g., 1 and 5. Invite the child to name the numeral and count the dots before creating a dough outline. "What do you see on your card? What do they look like?" "Yes, the 1 has a straight line, and the 5 has one curve."
BLUE	Use numeral–quantity cards up to the number 10. Encourage the child to name the numeral before counting the dots. Talk about how the numeral is formed. Invite the child to create the numeral without outlining it on the card. "You have a card with the numeral 10. How will you use your dough to make it?" "When we make a 2, we start at the top and make a curved line that goes down. Then we put a straight line across the bottom."
PURPLE	Write a numeral from 1–20, and ask the child to identify it. Invite her to form the numeral with her dough. Ask the child to think of a number from 1–20 and to create the numeral with dough. Write the numeral, if necessary, as a guide. "You said 9. Can you make that numeral with your dough?" "You started with a circle at the top. What comes next?"

© 2021 Teaching Strategies, LLC • TeachingStrategies.com

TPG III.B.9. |

III.B.9. Child recognizes and blends spoken phonemes into one syllable words with pictorial support.

Search Results English | Spanish

Mighty Minutes®

Silly Blanks

31

The Words I See

103

Intentional Teaching Experience

Word Play

A B C D

LL83

Same Beginning Different Ending

A B C D

LL83

Related Objectives: 1a, 2a, 9a, 10a, 18c, 25
I.B.2.b., II.A.3., III.A.1., III.D.3., III.D.4., VI.B.2.

- Birth to 1 year
- 1 to 2 years
- 2 to 3 years
- PreK 3
- PreK 4
- Kindergarten
- First Grade
- Second Grade
- Third Grade

Objective 18 Comprehends and responds to books and other texts
a. Interacts during reading experiences, book conversations, and text reflections
Related Objectives: 1a, 2a, 9a, 10a, 18c, 25
I.B.2.b., II.A.3., III.A.1., III.D.3., III.D.4., VI.B.2.

Vocabulary

rich soil dirt with nutrients in it that help plants grow	creeping (demonstrate action) gently stroking or petting	composted broke down plant scraps to add to the garden soil
weeded pulled unwanted plants out of the ground	crouching bending down on your knees	nutrients substances in soil that help plants grow
investigate to look at closely	exchange to give something in return for something else	donations gifts that help to reach a shared goal
tangle something twisted together	valuable important or worth a lot of money	community a group of people that live in the same area
on purpose meant to do something; not by accident	harvest to pick ripe fruits or vegetables	

Bring Imagination to Life Without Compromising Academic Rigor


The Creative Curriculum® for Texas and *El Currículo Creativo™ para Texas* build children’s confidence, creativity, and critical thinking skills through hands-on, project-based investigations. Nationally known for its forward-thinking, **rigorously researched** approach and trusted for decades by early childhood educators, you’ll find *The Creative Curriculum®* in over one hundred thousand classrooms across the country.


Engage and inspire every child with studies

The Creative Curriculum® for Texas and *El Currículo Creativo™ para Texas* focus on meeting the needs of individual children, while honoring and respecting the role that teachers play in making learning engaging, inspiring, and meaningful for every child. Learning takes place through hands-on, “minds-on” project-based investigations, or studies, which have been shown by research to be the most **developmentally appropriate** way for young children to learn. Studies integrate academic rigor alongside social–emotional learning, cognitive development, and meaningful interactions through in-depth investigations of a topic such as water, wheels, or boxes. Children raise questions about the topic and, through exploration and discovery, find answers to their questions.

Research-Based	Content-Rich	Developmentally Appropriate	Supportive of Teachers
Child development theory and careful consideration of the latest research in the field of early childhood education is at the heart of <i>The Creative Curriculum® for Texas</i> .	The <i>Daily Resources</i> provide a wealth of ideas and detailed plans for filling every day with meaningful and engaging learning experiences.	The <i>Texas Prekindergarten Guidelines</i> , mapped to objectives for development and learning, lie at the heart of the curriculum and define the path that teachers will take with children.	Curriculum-embedded, in-person, and online professional development opportunities support teachers at all levels.



 See the curriculum come to life in a Texas classroom.

 Watch our whole child approach for Texas video.

“Watching young children develop is the joy of early childhood education. Supporting this development based on clearly defined observation is the work we do. The *Texas Prekindergarten Guidelines* include domains such as social/emotional development, language, and literacy. Our program mirrors these domains to ensure we celebrate and support children’s learning journey in a thorough and authentic approach.”

Mechiel Rozas, Early Learning Solutions Specialist, Teaching Strategies Former Director of Early Childhood, Houston Independent School District, Houston, TX

Drive intentional and inclusive teaching with rich and supportive content

Every component of the **content rich** curriculum has been intentionally designed to fit together to create a seamless day of teaching:


- Foundational, knowledge-building volumes **provide teachers insight** into the most current research on early childhood education and help them build a thorough understanding of best practice to support learning in areas such as social-emotional development, language and literacy, math, and science and technology.
- Robust daily practice resources or access to digital resources, such as *Intentional Teaching Experiences*, *Mighty Minutes*®, and *LearningGames*®, provide a wealth of ideas and detailed plans for filling every day with meaningful and engaging experiences and help teachers organize and manage every aspect of the classroom day effectively.
- Curriculum components **support teachers** to individualize instruction, ensure that all essential skills for children’s success are equally prioritized, and **support every type of learner**, including English and dual-language learners, advanced learners, and special populations.
- We take a comprehensive approach to ensure the cultural relevance of all aspects of the curriculum by transadapting Spanish materials instead of simply translating them.
- The *Texas Prekindergarten Guidelines* at the heart of every component of the curriculum define the path teachers take with the children in their classroom or through remote learning.



Curriculum components **support teachers** to individualize instruction, ensure that all essential skills for children’s success are equally prioritized, and support every type of learner, including English and dual-language learners, advanced learners, and children with disabilities.



 Learn more about the culturally responsive approach to creating *The Creative Curriculum*® in Spanish through this video.

 Aprenda más sobre el enfoque culturalmente responsivo para crear *El Currículo Creativo*™ en español a través de este video.

Elevate Quality, Continuity, and Relationships with a Digital Experience You Can Trust



The Creative Curriculum® Cloud for Texas

Provide inspired, developmentally appropriate learning experiences, whether you are in a distance learning, traditional classroom, or hybrid setting. **The Creative Curriculum® Cloud for Texas** provides digital functionality that streamlines and strengthens planning, teaching, and communication practices.



The Creative Curriculum® Cloud for Texas takes your curriculum resources online to support educators as they bring a content-rich, developmentally appropriate curriculum to life in an early childhood classroom or at home in partnership with families.

More than a digital curriculum, *The Creative Curriculum® Cloud for Texas*:

- supports both teachers and families with **developmentally appropriate** learning experiences regardless of setting—distance learning, traditional classroom or a hybrid model.
- enables **quick, efficient, and secure communication** between teachers and families.

- includes **powerful weekly planning tools** for teachers that leverage curriculum and assessment data to facilitate informed, individualized instruction.
- provides **24/7 access** to curriculum resources on any device along with content updates to curriculum as soon as they become available.
- focuses on **social-emotional learning** while delivering **academic rigor** alongside cognitive skills, meaningful interactions, and physical well-being in a **whole-child approach** to learning.

Digital Curriculum

Access our leading early childhood curriculum resources online to bring a content-rich, developmentally appropriate curriculum to life in an early childhood classroom or at home with families.

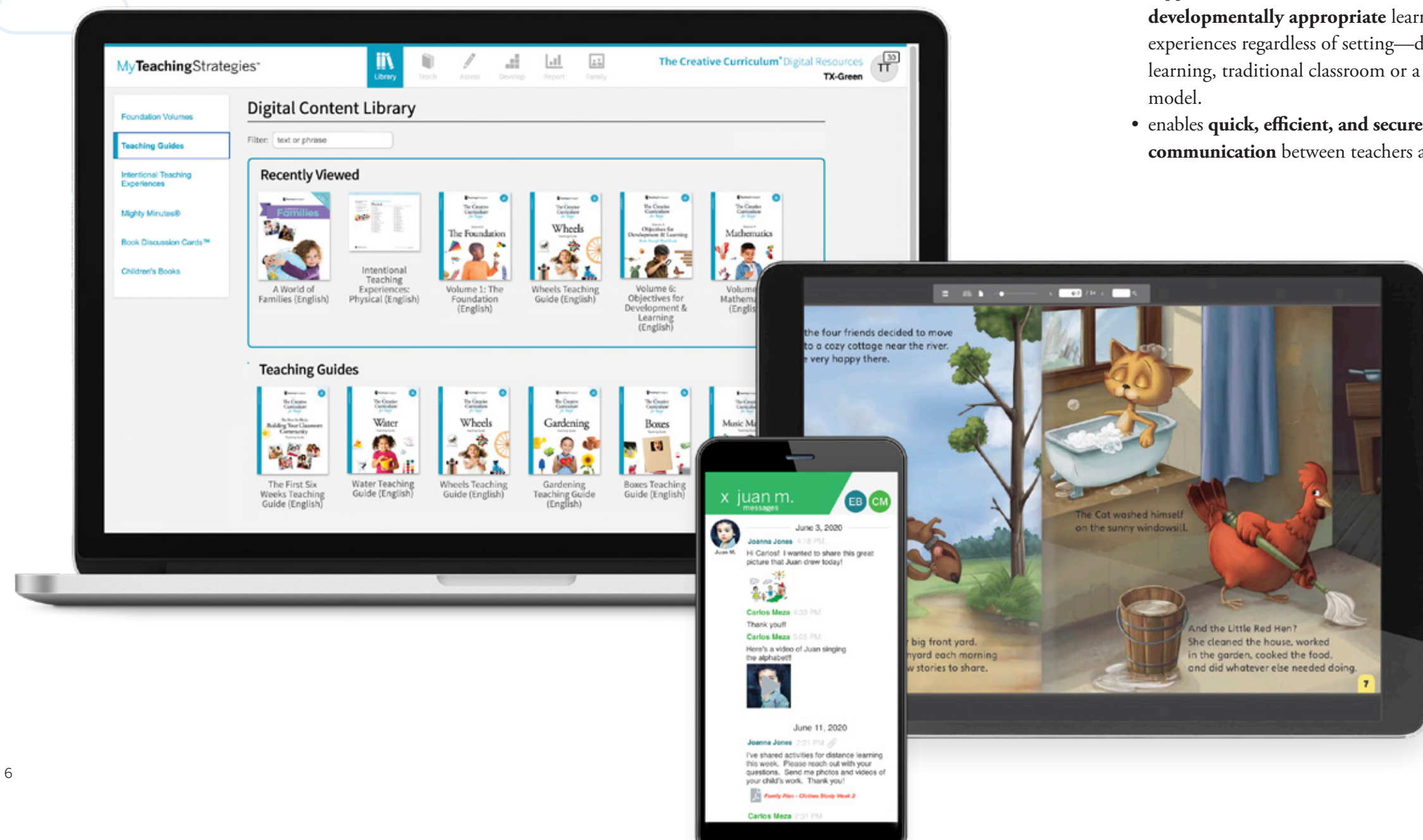
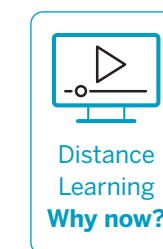
Teacher Resources*

- Foundation volumes
- *Getting Started* guide
- *Teaching Guides*
- *Intentional Teaching Experiences*
- *Mighty Minutes*®
- *Book Discussion Cards*™
- Select books from our Children's Book Collection
- Photo Library

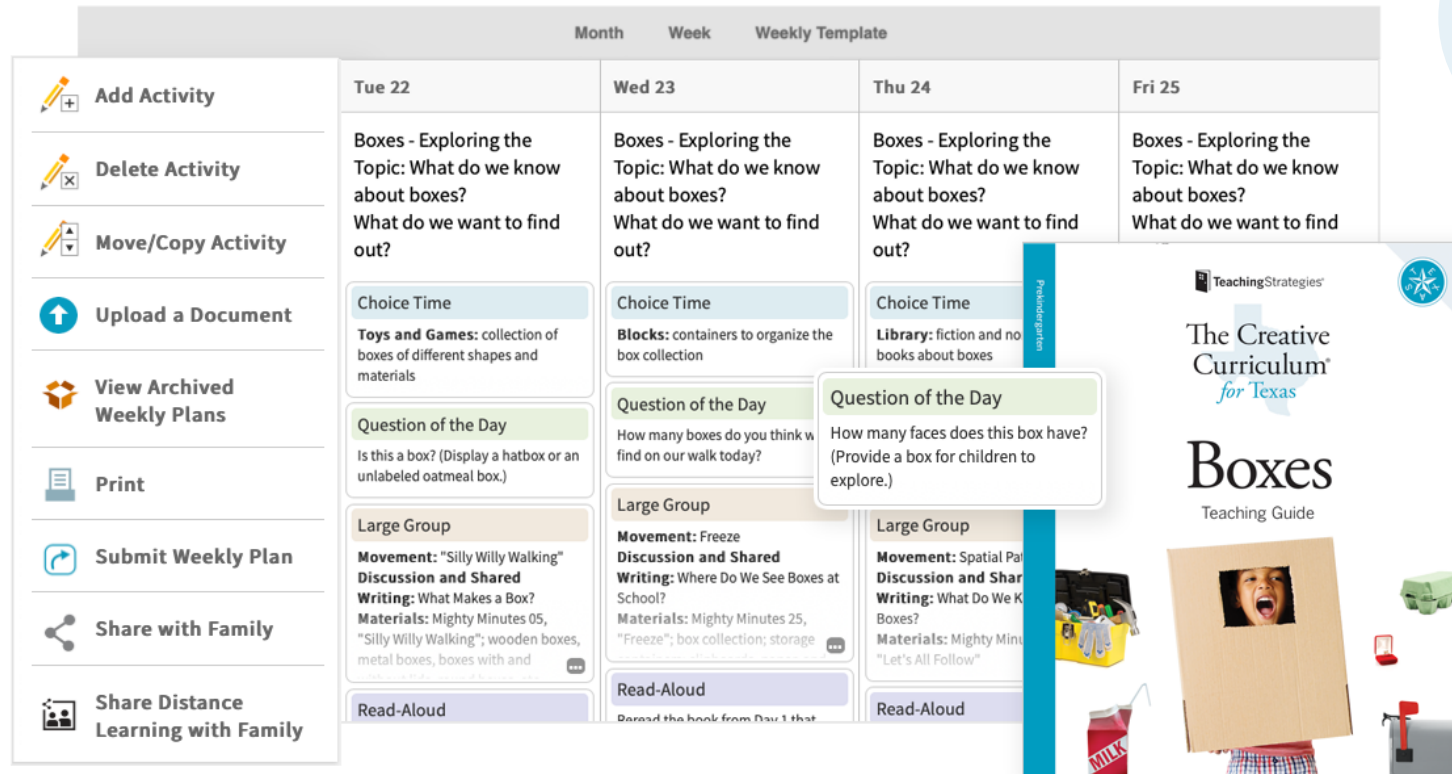
Family-Facing Resources*

- *At-Home Guided Learning Plans*
- *Guided Learning Experiences*
- *Family Mighty Minutes*®
- *LearningGames*®
- *Recipe Cards*

*Resources available may vary depending on your curriculum option.



The Creative Curriculum® Cloud for Texas



Connect the Dots Between Curriculum and Assessment to Improve Learning Outcomes

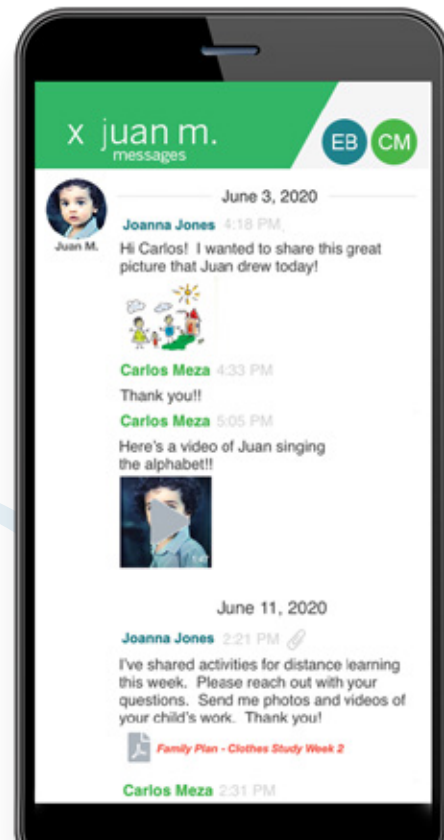
The Creative Curriculum® Cloud for Texas automatically connects the *GOLD®* assessment data that a teacher gathers to her daily instructional resources—meaning that children’s names will automatically appear alongside individualized guidance for each *Intentional Teaching Experience* based on the teacher’s most recent assessment information. This automated link between assessment data and curricular *Intentional Teaching Experiences* creates an instantaneous and ongoing feedback loop—so teachers can lead an activity and simultaneously add new observations in the moment with just a few taps on the screen. The future learning experiences she has planned will update for each child based on the new data. When curriculum and assessment are linked in this way, teachers can have confidence that they’re doing just what each child needs in order to be successful.

Get the flexibility, support, and dynamic tools needed to be effective in engaging children in high-quality, developmentally appropriate experiences in and out of the classroom with *The Creative Curriculum® Cloud for Texas*.



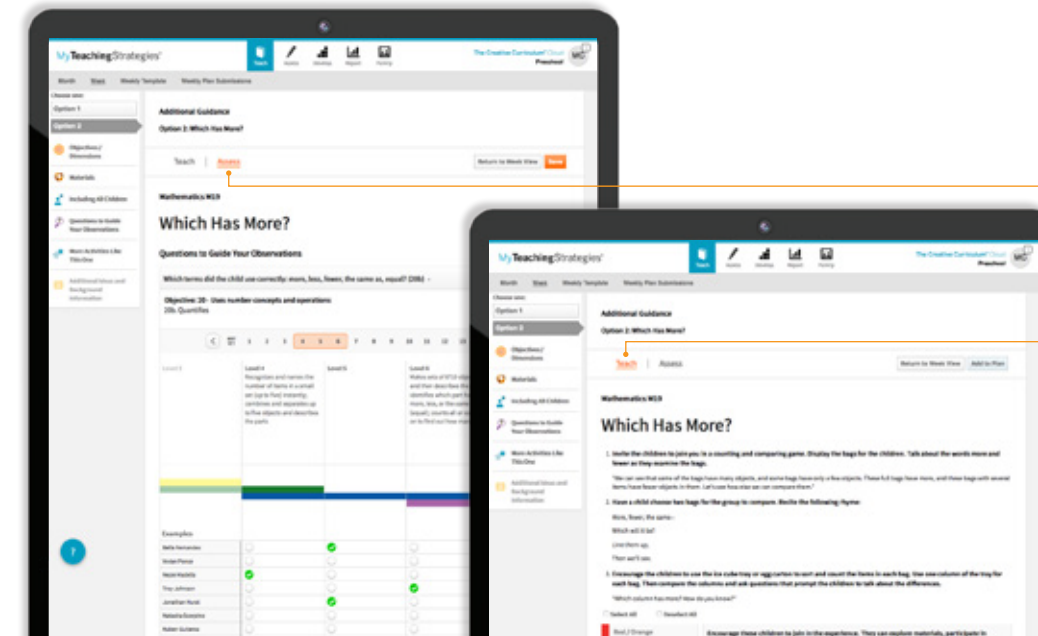
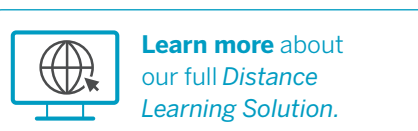
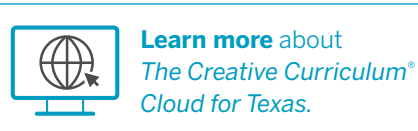
Planning Calendar

Auto-populate your calendar with curriculum resources, customize and share your daily and weekly plans, access comprehensive daily guidance and supplemental resources, and utilize integrated assessment data to individualize learning.



Family Mobile App

Communicate with families and receive at-home observations and documentation in real time by sharing video, photos, text, and files securely via a free iOS or Android mobile app.



Assess—By toggling to “Assess,” teachers can enter levels for each child based on their observations during the experience.

Teach—By toggling to “Teach,” teachers have all the guidance they need to engage children in a learning experience that can quickly be individualized to meet the needs of each child.

“I believe that implementing *The Creative Curriculum®* has really made a difference for our students and teachers. To walk into classrooms and see students not only learning but also teaching each other through play is so uplifting. They are talking to each other much more, the questions that the students are asking are on a much higher level, and they overall seem much more engaged in learning.”

Kelli Brannen, Assistant Principal, Taylor County PreK, Perry, Florida


What's Included in *The Creative Curriculum® Cloud for Texas?*

Access to *The Creative Curriculum® Cloud for Texas* includes **high-quality digital resources** that provide not only the practical resources teachers need to teach on a daily basis, but best practices and research-based strategies for how to teach and the theory and research behind children's development and learning.


Access all curriculum resources from *The Creative Curriculum® for Texas* digitally, engage in two-way communication with families, use robust planning tools, and share hundreds of family-facing resources.

The Foundation / Los Fundamentos

Six foundation volumes explain the theory and research behind best practices for teaching young children, supporting all children, setting up the physical classroom environment, building family partnerships, developing content skills, engaging in project-based investigations, and fostering a welcoming classroom community.



Volume 1:
The Foundation
(English)



Getting Started guide / Guía para comenzar

This guide, designed to help teachers get started with *The Creative Curriculum® for Texas*, provides support for setting up the classroom and beginning to use the curriculum. It presents an overview of all included resources and offers practical advice, embedded coaching, and a comprehensive checklist to help teachers navigate the exciting journey they will take with the students in their class.



Getting Started guide
(Spanish)

Teaching Guides / Guías de enseñanza

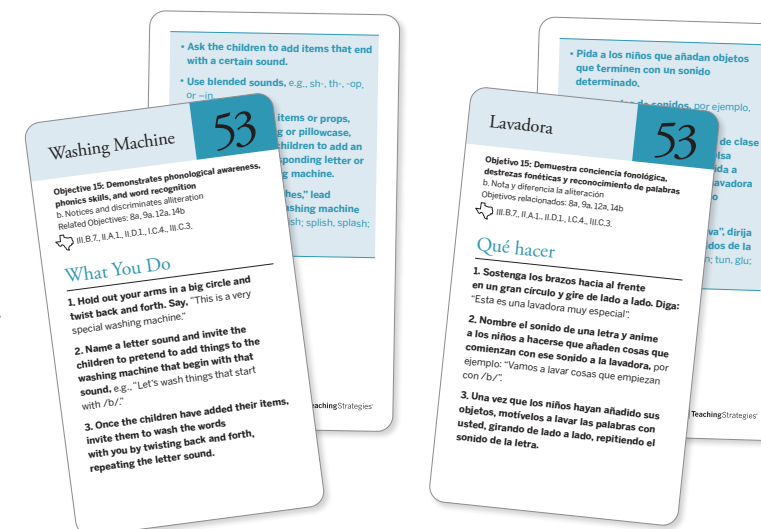
Eight total *Teaching Guides* provide daily support for the entire school year. *The First Six Weeks: Building Your Classroom Community Teaching Guide* gives guidance for beginning the school year and focuses on creating a positive classroom community. Six *Teaching Guides* feature studies to engage students in hands-on investigations of familiar, meaningful, and interesting topics during the bulk of your school year. The *Getting Ready for Kindergarten Teaching Guide*, for use at the end of the school year, is designed to prepare students for school readiness and the transition to kindergarten.



The First Six Weeks
(Spanish)

Mighty Minutes® for Texas / Mega Minutos® para Texas

135 short songs, chants, games and rhymes, help turn every transition and every moment into a meaningful opportunity to intentionally teach literacy, math, language, and other skills.



Learn more about the Teaching Strategies team supporting Texas.

Intentional Teaching Experiences / Experiencias de enseñanza intencional™

289 bilingual digital cards offer experiences in English and in Spanish that focus on developing language and literacy, mathematics, social-emotional, and physical skills with embedded support for individualization and supporting all students.




Photo Library / liberia fotografica

137 Photo Cards support the hands-on investigations, concepts, and vocabulary words from each of the eight Teaching Guides.



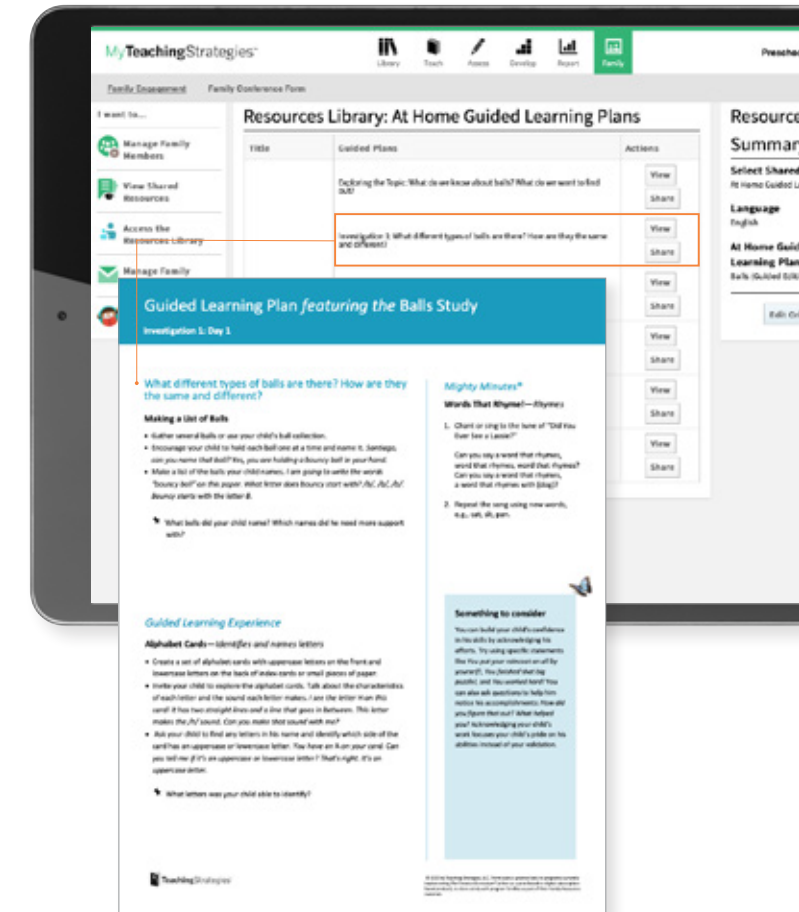
Recipe Cards / Recetas

16 Recipe Cards provide pictorial and written step-by-step directions to support cooking experiences that promote development and learning.




Family-Facing Resources / Recursos para la familia

Hundreds of At-Home Guided Learning Plans, Guided Learning Experiences, family Mighty Minutes®, and LearningGames® designed to keep families engaged, informed, and empowered to support and extend their child's development and learning at home.



Book Discussion Cards™ / Tarjetas: Hablemos de libros™

23 Book Discussion Cards™ provide strategies to effectively implement the repeated read-aloud approach, ensuring that students are getting the most out of the literacy experience.



Children's Book Collection / Libros de literatura infantil

A selection of 44 books that features bilingual stories, original nonfiction texts, and beloved classic and contemporary stories supports the development of language, literacy, and social-emotional development.



This comprehensive collection of research-based, unique resources provides the guidance, best practices, and support needed to support the development and learning of all children. See for yourself how *The Creative Curriculum® for Texas* supports you in teaching children to become creative, confident, and caring, critical thinkers.



Learn about *The Creative Curriculum® for Texas* approach to language and literacy instruction.



Learn about *The Creative Curriculum® for Texas* approach to math instruction.

Individualize and Improve Instruction With Valid, Reliable, and Authentic Assessment That Does Not Sacrifice Instructional Time

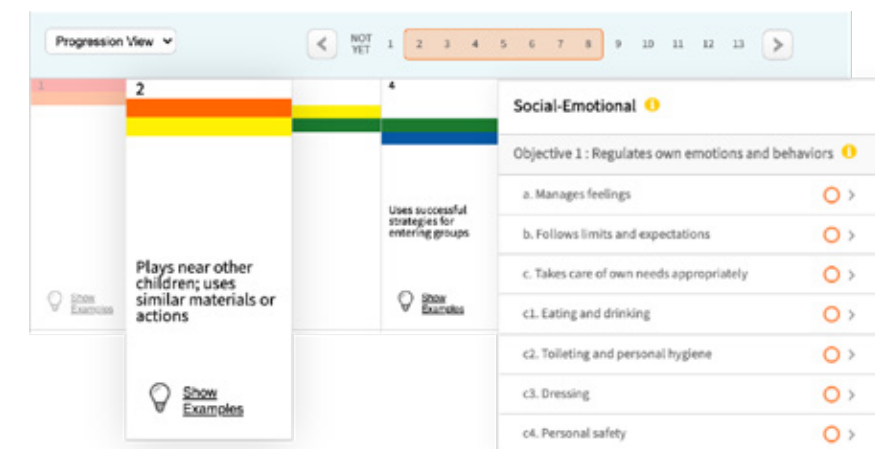
Get more out of your Texas prekindergarten assessment process.

Ongoing, observation-based assessment is critical to children’s success for many reasons. Authentic assessment enables teachers to truly get to know each child and plan intentional, individualized learning experiences for them.

Knowing and understanding each child’s strengths and needs and what progress they’re likely to make next in each area of development and learning, teachers can provide the kind of support that is needed to ensure that each child can be successful.

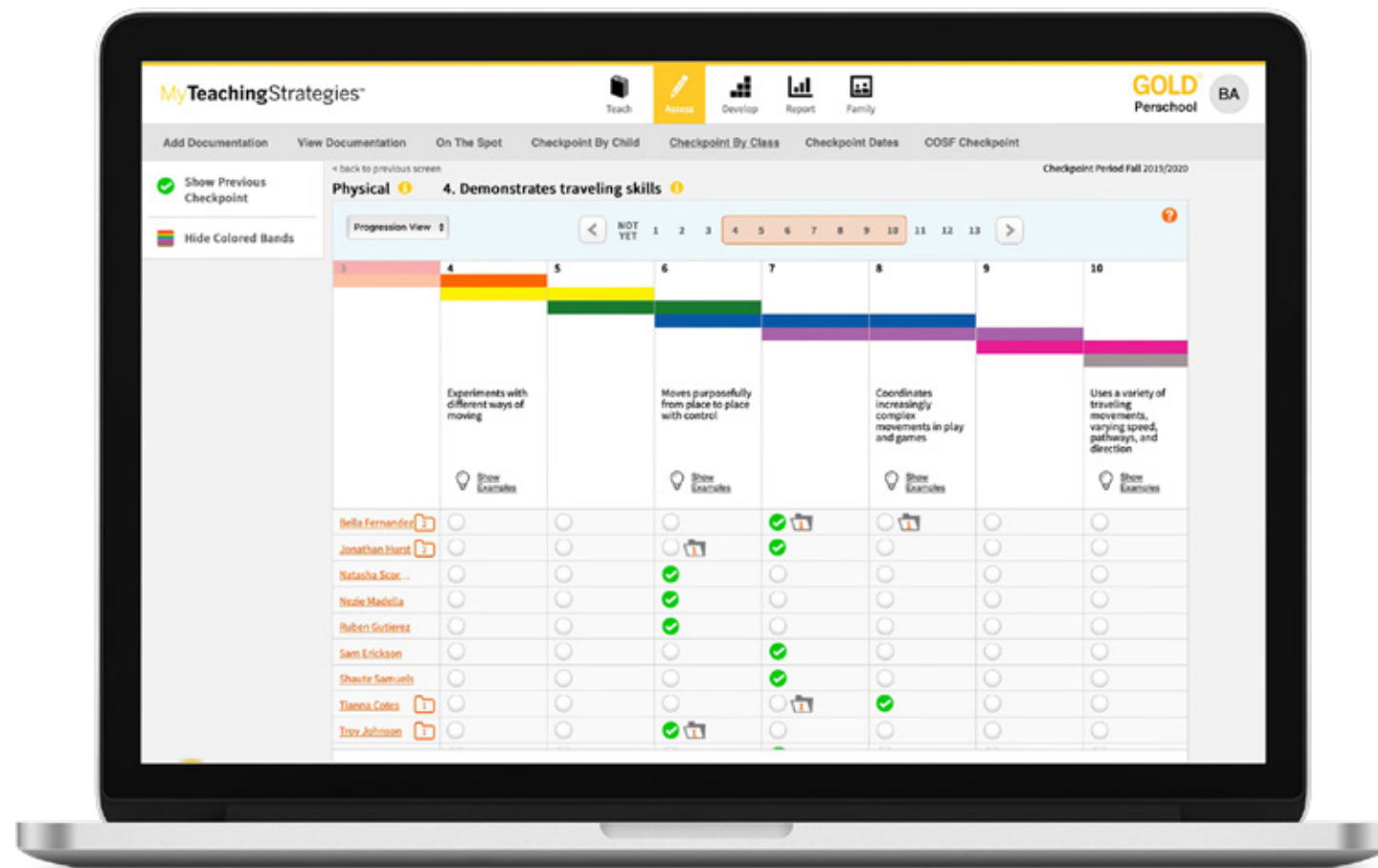
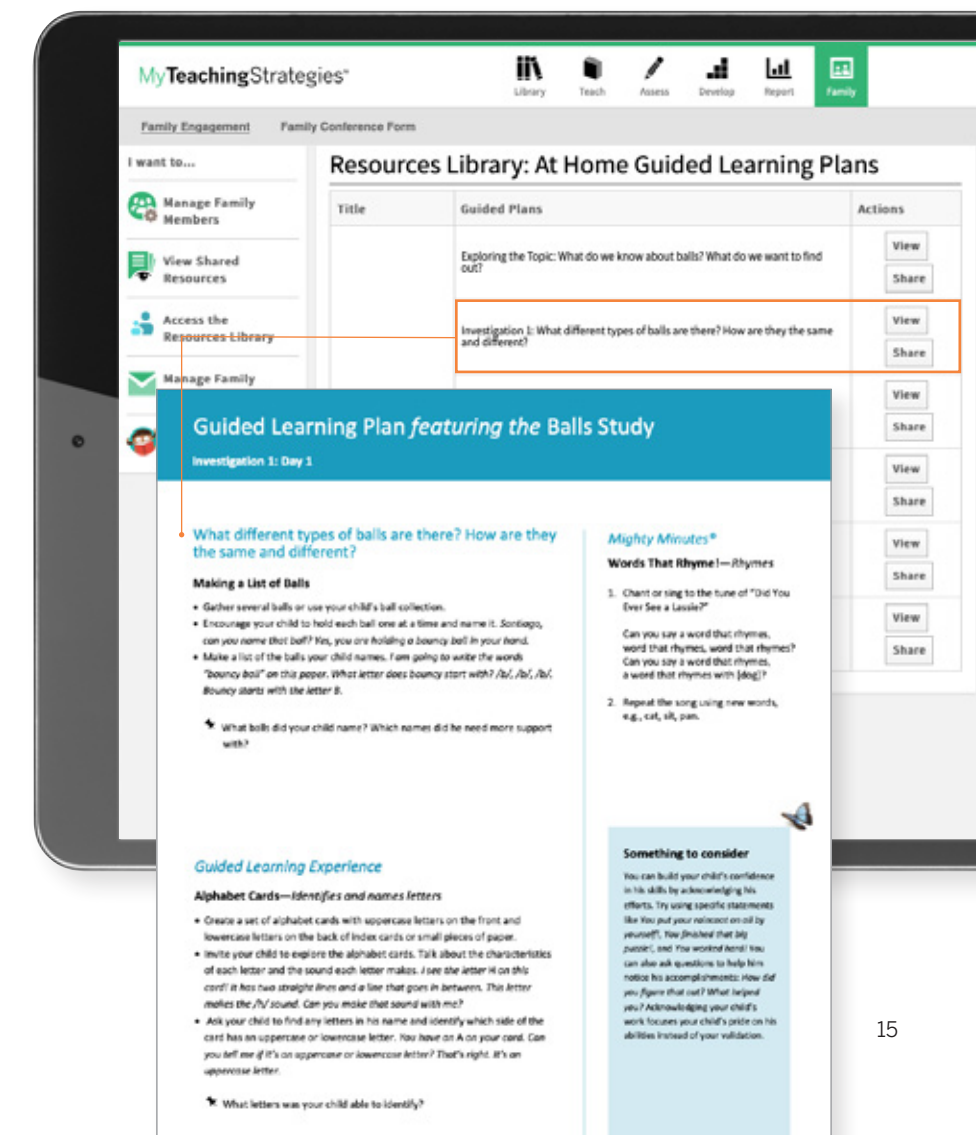
Understand each child’s needs to ensure learning success

With the disruption of traditional education practices due to COVID-19, formative assessment is more important than ever. GOLD® offers a streamlined, simplified way to conduct authentic, ongoing assessment, supporting teachers with the critical task of planning developmentally appropriate learning experiences that challenge children to the edge of their abilities regardless of the setting— in-classroom or remote.



Inform individualized instruction in the classroom and at home

Based on our research-based objectives for development and learning that map directly to the *Texas Prekindergarten Guidelines*, GOLD® doesn’t just offer detailed guidance and support for teachers—it uses the most recent assessment information to provide individualize for each child with ease and ensure each child progresses. Additionally, GOLD® guides teachers to the appropriate resources for families during periods of remote learning.

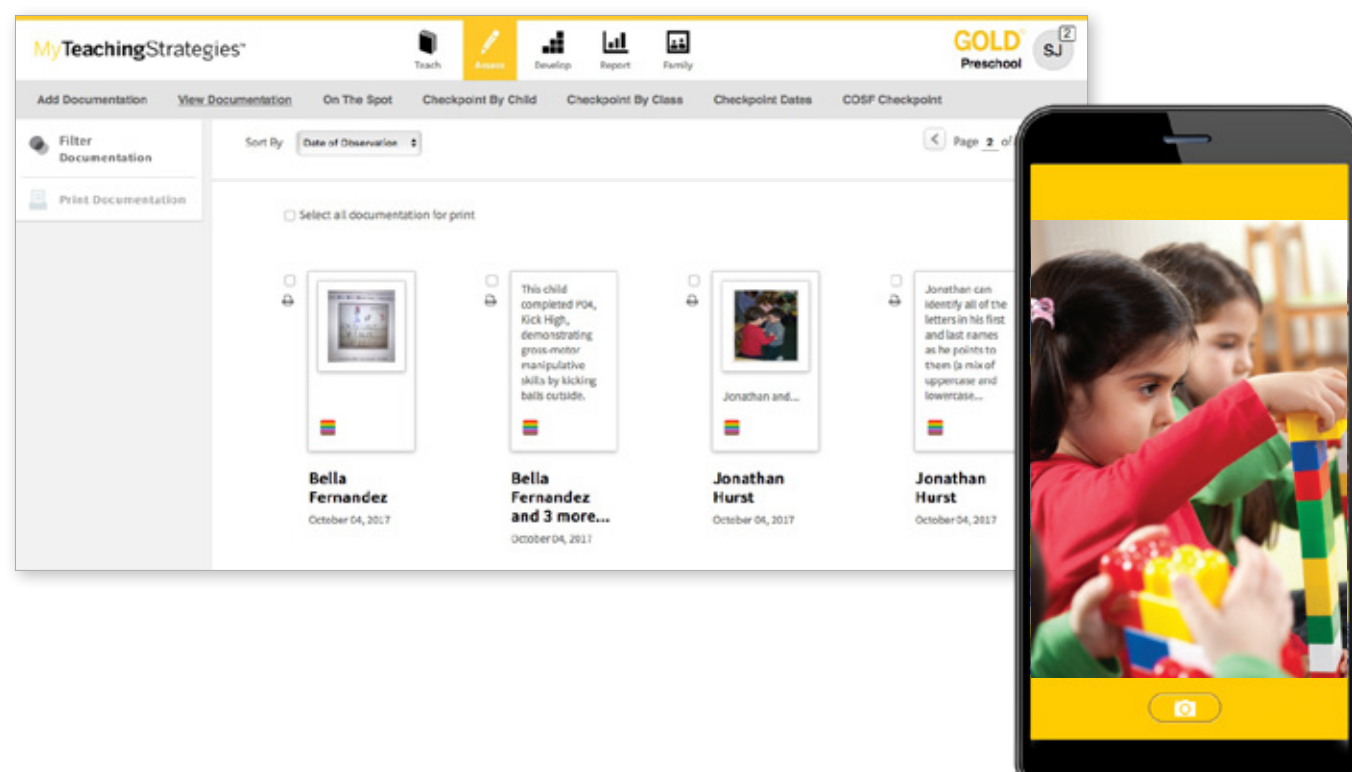


Choose your preferred language

Within GOLD®, set your language preference to English or Spanish. Once set, the tool, including the GOLD® progressions for development and learning will be displayed in your preferred language.

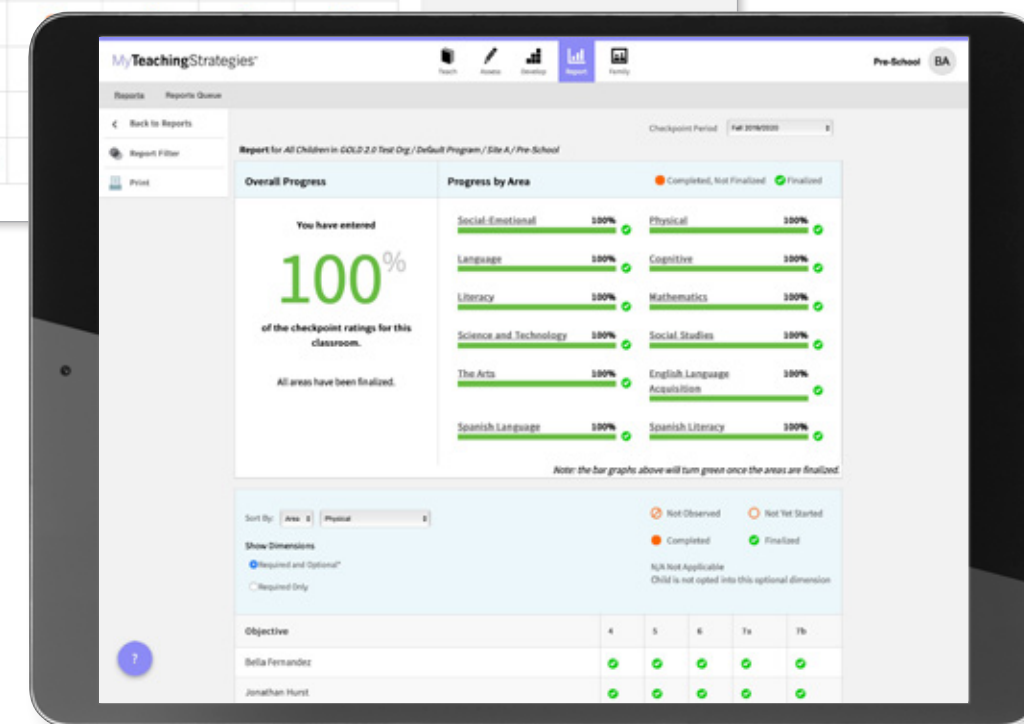
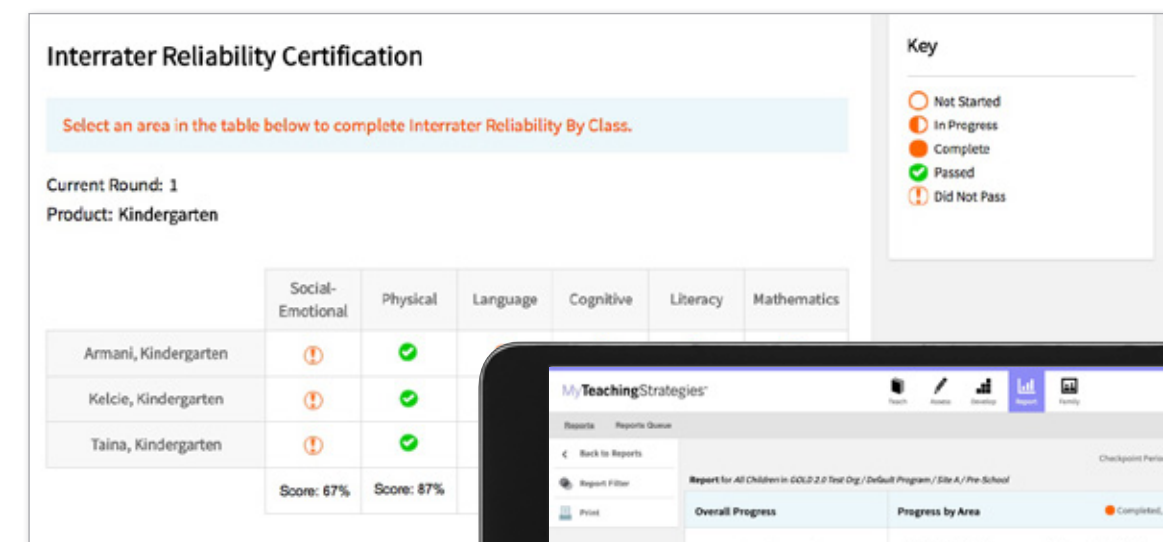
Demonstrate learning progression without sacrificing instructional time

With **GOLD®**, assessment is an authentic part of instruction, not a disruption. By using time-saving features like a mobile app and easy-to-use planning resources, assessment becomes an organic part of teachers' day-to-day interactions with children. With robust family documentation support, formative assessment can continue to fuel individualized instruction even in a remote learning setting. Unlike summative assessment alone, **GOLD®** empowers teachers to leverage formative assessment data to improve and individualize instruction throughout the year while satisfying early learning guidelines in meaningful ways, without sacrificing class time to assessment paperwork. With **GOLD®**, assessment is invisible, authentic, seamless, and formative. **GOLD®** empowers teachers to drive to improved learning outcomes for each child.



Meet Texas Prekindergarten Guidelines and drive large-scale, programmatic decision making with data

Hosted on a secure web platform, **GOLD®** utilizes technical, administrative, and physical procedures to ensure data is protected from unauthorized access, disclosure, or alteration. With Interrater Reliability Certification for teachers, administrators can ensure a valid and reliable assessment process at scale. Administrators can easily manage and maintain users, classes, and child records for students, and can generate outcomes reports to demonstrate growth in learning outcomes across the school year. With the alignment of our objectives of development and learning to the *Texas Prekindergarten Guidelines*, teachers can be certain they are meeting all *Texas Prekindergarten Guidelines* while ensuring they address each child's unique needs. **GOLD®** makes it easy to track progress at individual child, classroom, program, district and even state levels..



 **Read about the research foundation of GOLD®.**

 **See GOLD® in action.**

“**GOLD®** for ACADIA is a great tool that we love! It makes assessment so easy to do and to reference for progress. **GOLD®** helps us to also look at each child as a whole, not just academics. We’ve also been able to use our PreK data to see if there are common trends for where children are low or high... making our teaching much more intentional. We also really like the reports... there are really parent friendly ones that make it easy to show where their child is and where we want to see them by the end of year. It’s very easy to use and when used correctly, doesn’t take a ton of time.”

Provide Flexible and Dynamic Learning Throughout an Educator's Professional Journey

When it comes to professional development, you need a partner as committed to your success as you are. And there are few things more important to the success of early childhood educators than building and strengthening their capacity and fostering their professional growth so that they can provide children with the kind of learning environments and experiences they deserve.



In-person, virtual, and online delivery options to meet all needs and budgets

At Teaching Strategies, we understand that there's no "one-size-fits-all" approach to professional development. Just as children do, adults learn best in engaging, interactive environments where the content reflects their interests and meets their needs. Our wide variety of in-person, virtual, and online courses have been designed to meet the needs of every educator, regardless of experience, with options available that can fit within every budget and unique circumstances of each individual program.

According to the National Staff Development Council¹, programs providing between


30-100 hours 
of professional development

over 6-12 months saw the largest positive impact on child outcomes. In contrast, programs providing 14 hours or fewer saw no significant effect on children's development and learning.

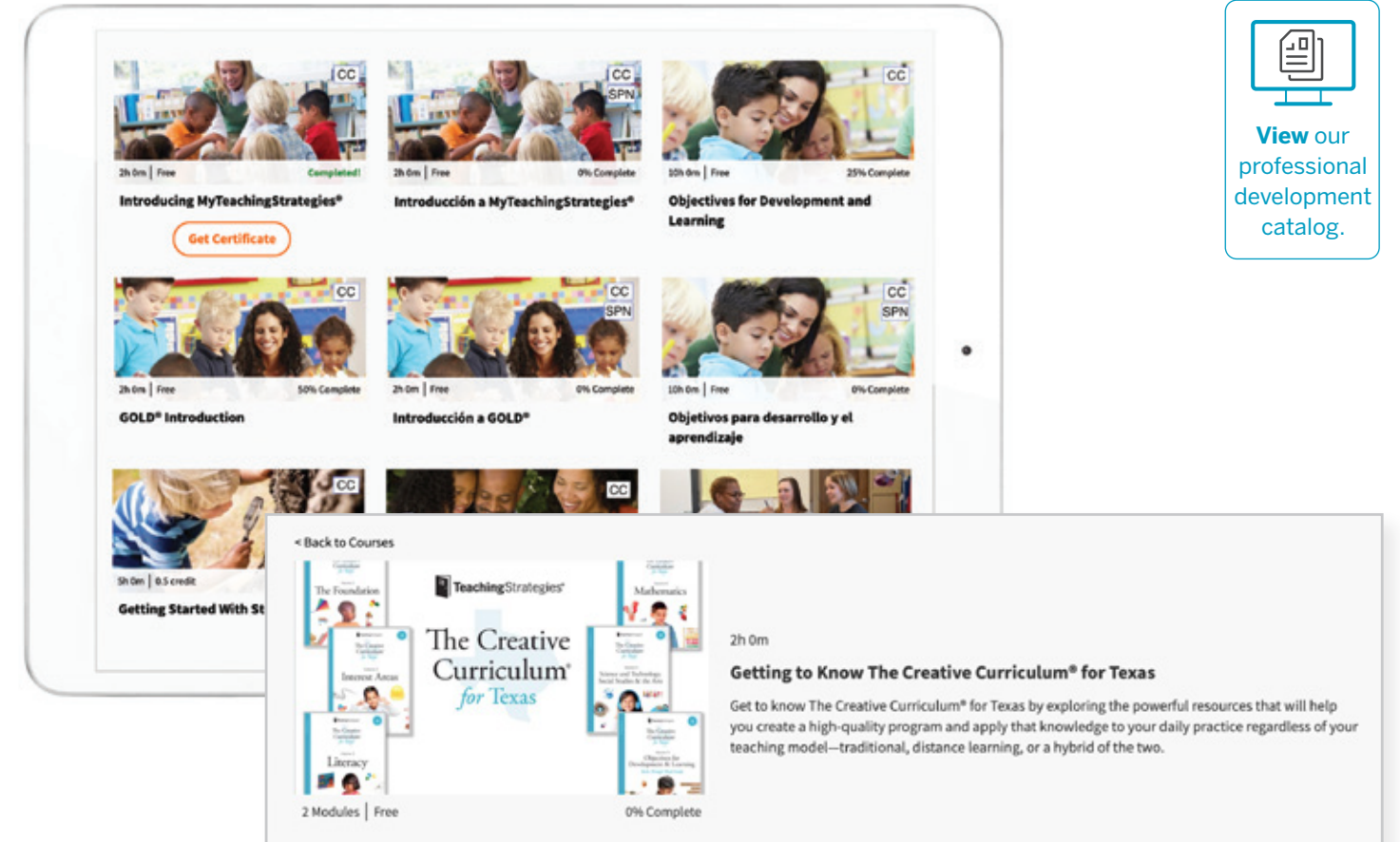
¹ <https://learningforward.org/wp-content/uploads/2017/08/status-of-professional-learning-phase-1-technical-report.pdf>




Learn more about our online professional development options.



Learn more about our virtual professional development option.




View our professional development catalog.

On-demand Professional Development for Early Childhood Education

Our subscription-based model of online professional development gives teachers access to a vast library of online courses, including a course specifically for Texas, Getting to Know *The Creative Curriculum*[®] for Texas, and content that can help them achieve their individual professional learning goals, anytime, anywhere. Our easily accessible, comprehensive courses are developed in alignment with best practices for adult learning and are accredited by the International Association for Continuing Education and Training (IACET), and provide opportunities for teachers to satisfy their HB3 teaching requirements.

“Thank you so much for teaching us...we had the best trainer ever! [She] was efficient, positive, thorough, and made a big task seem easy! I am confident that I will be able to carry out the curriculum with fidelity!”

Anya Leavy, Teacher, Coleman A. Young Elementary School, Detroit, Michigan



Learn more about our
Prekindergarten Solution



A TEA-selected
Texas Home Learning 3.0
Solution

“We are not only changing the lives
of the children we serve today,
but the future of our entire community.”

Head Start Program Administrator



TeachingStrategies®

Copyright © 2020 by Teaching Strategies, LLC. All rights reserved.
Teaching Strategies, The Creative Curriculum, Mighty Minutes, Mega
Minutos, The Creative Curriculum LearningGames, GOLD, ReadyRosie,
MyTeachingStrategies, and the open book/open door logo are registered
trademarks of Teaching Strategies, LLC, Bethesda, MD. Used by
permission. Book cover images used with permission. Contact legal@
teachingstrategies.com for more information.

TSTXTHL0920